


ACCESSORIES

FULLY AUTOMATIC INK PUMP



Slewable
thinner feeding unit

Filler neck for
pad printing ink

Ink reservoir with
integrated mechanics

Figure not binding.
Subject to technical alterations.

Control unit



Permanent detection of ink viscosity by means of immersion measuring probe

Ink recirculation by means of constantly working agitator blades

Free choice and optimal positioning of the control unit

Fully automatic feeding of the thinner

For 1-component ink

ORIGINAL

TAMPOPRINT

60
YEARS
1956-2016

Pad Printing Machines
ALFALAS® Laser Systems
Automations




Figure: Installation example in CONTINUA

① Control unit, ① Ink pump




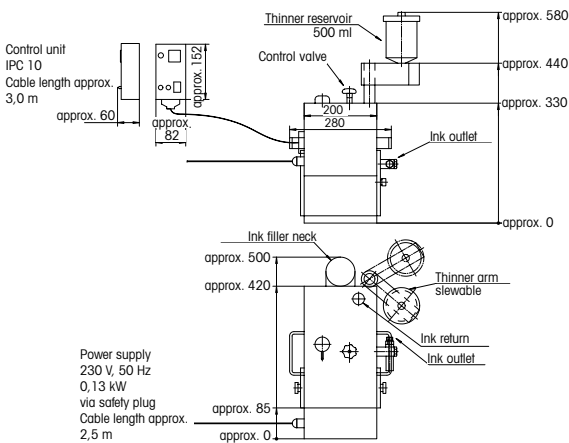
Figure: Installation example in fully automatic machine for medical parts

Technical Description:

With the permanently determined viscosity measuring values the preselected viscosity is achieved or kept by means of an automatic thinner metering. The integrated ink recirculation by means of agitating blades guarantees a homogeneous mixing of the solvents with the ink and prevents a change of the ink shade. The ink delivery to the inkwell or sieve etc. takes place via the integrated gear wheel pump. The necessary ink level in the inkwell has to be ensured via a fixed or adjustable

ink overflow. The ink return takes place via a solvent-resistant special hose or via a fixed conduiting directly into the equipment container. Therefore the selected installation position of the ink pump has to be preferably vertical under the inkwell. An installation by means of a sliding drawer is recommended. The installation positions of the control unit or the thinner reservoir can be freely determined for an easier handling.

Technical drawing:



Technical Data:

Fully automatic inking system		3 I
Item no.		02 05 09
1-component ink (filling capacity)	l	2,5
Solvent (filling capacity)	l	0,5
Flow rate (ink per minute)	ml	0-250
Power consumption	Watt	130
Power supply	V/phase	230 / 1
Power frequency	Hz	50
Control voltage	Volt	24
Width	approx. mm	280/*385
Depth	approx. mm	500/*600
Height	approx. mm	580
Weight	approx. kg	35

*Space requirement incl. slewable thinner feeding unit

Highlights:

- Information regarding viscosity value via control unit with display
- Cleaning of sieve thanks to exterior cover easily possible
- Easy cleaning of special gear wheel pump

Options:

- Filling level indication with sensor inquiry for minimum filling level

Please ask separately for operation manual and spare parts list for your spare parts order and spare parts requirements.

mailto: salesparts@tampoprint.de



TAMPOPRINT® AG

Lingwiesenstraße 1
70825 Korntal-Münchingen, GERMANY
☎ +49 7150 928-0
Fax: +49 7150 928-400
E-Mail: info@tampoprint.de
Ventes et Affaires Françaises
☎ +49 7150 928-144
Fax: +49 7150 928-432
E-Mail: ventes@tampoprint.de
http: www.tampoprint.de

TAMPOPRINT® INTERNATIONAL CORP.

1400 26th Street, Vero Beach, FL 32960, USA
☎ +1 772 778-8896, 800 810-8896
Fax: +1 772 778-8289
E-Mail: sales@tampoprint.com
http: www.tampoprint.com

TAMPOPRINT® IBERIA S.A.U.

Polígono Industrial Martorelles,
C/ Sant Martí, s/n (entre Gorgs y Mogent)
08107 Martorelles (Barcelona), SPAIN
☎ +34 93 2327161
Fax: +34 93 2471500
E-Mail: tampoprint@tampoprint.es
http: www.tampoprint.es



The reproduction of trademarks and brands used in this brochure, even if not explicitly expressed, does not justify the assumption that such names or symbols may be considered as free as defined by the Trademark Act and may therefore freely be used. The rights are the property of the respective owner.

TAMPOPRINT products are permanently updated to keep pace with the latest technological developments. For this reason, figures and descriptions are non-binding. Manufactured according to EC Directive 98/37/EC.

Subject to alterations! ©Copyright